

## SIZE CHART - INDEX

<b>Title</b>	<b>Page</b>
Men – Tops (How to Measure)	4
- Golf Polo	4
- Golf Sweatshirts	4
- Lifestyle Jackets	5
- Lifestyle Sweatshirts	5
- Woven Shirt	5
- Snow Tops	6
- Base Layer Tops	6
- Surf Tops	6
Men – Bottoms (How to Measure)	7
- Lifestyle Pants	7

- Lifestyle Shorts	8
- Base Layer Pants	8
- Surf Boardshorts	8
- Snow Pants	9
Women – Tops (How to Measure)	9
- Snow Tops	9
- Base Layer Tops	10
- Bras	10
Women – Bottoms (How to measure)	11
- Lifestyle Pants	11
- Snow Pants	12
Footwear	12
Helmet & Hats	13
Cycling Helmets	13
Snow Helmets	14
Hats	14

Gloves (How to Measure)	14
Belts	15
Sources	15

# Tops



## HOW TO MEASURE

### 1. CHEST

Measure across the fullest part of the chest, keeping the measuring tape level.

### 2. WAIST

Measure around the smallest part of the waist, keeping the tape level.

### 3. HIP

With your legs together, measure around the fullest part of the hip, keeping the tape level.

## Golf Polo

Inches

	XS	S	M	L	XL	XXL	XXXL
Chest	40	42	44	46	48	50	53
Hips	38	40	42	44	46	48	51

## Golf Sweatshirts

Inches

	XS	S	M	L	XL	XXL	XXXL
Chest	38	40	42	44	46	48	51
Waist	38	40	42	44	46	48	51
Hips	37	39	41	43	45	47	50

Lifestyle Jackets (Jackets and Vests)							Inches
	<b>XS</b>	<b>S</b>	<b>M</b>	<b>L</b>	<b>XL</b>	<b>XXL</b>	<b>XXXL</b>
Chest	41	43	45	47	49	51	54
Waist	40	42	44	46	48	50	53
Hips	41	43	45	47	49	51	54

Lifestyle Sweatshirts							Inches
	<b>XS</b>	<b>S</b>	<b>M</b>	<b>L</b>	<b>XL</b>	<b>XXL</b>	<b>XXXL</b>
Chest	39	41	43	45	47	49	52
Waist	36	38	40	42	44	46	49
Hips	35	37	39	41	43	45	48

Woven Shirt							Inches
	<b>XS</b>	<b>S</b>	<b>M</b>	<b>L</b>	<b>XL</b>	<b>XXL</b>	<b>XXXL</b>
Chest	41	43	45	47	49	51	54
Waist	39	41	43	45	47	49	52
Hips	40	42	44	46	48	50	53

# Snow Tops (Jackets, Vests, Hoodies and Sweaters)

	Inches					
	S	M	L	XL	XXL	XXXL
Chest	43	46	49	52	56	59
Waist	43	46	49	52	56	59
Hips	43	46	49	52	56	59

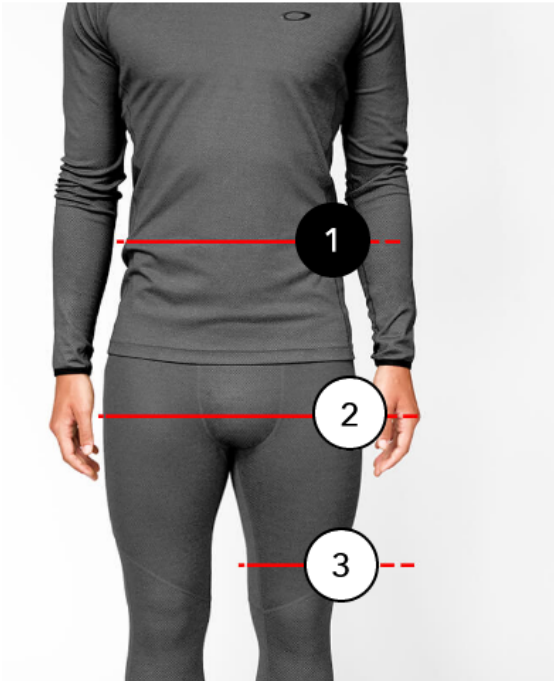
# Base Layer Tops (T-Shirts & Tank Tops, Tank Tops, Rash guards, Base Layer T-Shirts, Polo Shirts, Topwear)

	Inches					
	S	M	L	XL	XXL	XXXL
Chest	38	40	42	44	46	49
Waist	36	38	40	42	44	47
Hips	35	37	39	41	43	46

# Surf Tops

	Inches					
	S	M	L	XL	XXL	XXXL
Chest	35	37	39	41	43	46
Waist	33	35	37	39	41	44
Hips	33	35	37	39	41	44

# Bottoms



## HOW TO MEASURE

### 1. WAIST

Measure around the smallest part of the waist, keeping the tape level.

### 2. HIP

With your legs together, measure around the fullest part of the hip, keeping the tape level.

### 3. INSIDE LEG LENGTH

Measure from the top of the inner leg along the inside seam to the bottom of the leg.

## Lifestyle Pants (Pants, Lifestyle Pants, Tech Pants, Fleece Pants, Base Layer Pants)

	Inches						
	XS	S	M	L	XL	XXL	XXXL
Waist	30	32	34	36	38	40	43
Hips	40	42	44	46	48	50	53
Regular							
Inside Leg	30	30	30	30	30	30	30
Lenght							

Lifestyle Shorts (Shorts, Base Layer Shorts, Boardshorts, Bib Shorts)

Inches

	S	M	L	XL	XXL
Waist	30	32	34	36	38
Hips	41	43	45	47	49
Regular					
Inside Leg	10	10	10	10	10
Lenght					

Base Layer Pants

Inches

	XS	S	M	L	XL	XXL
Waist	24	26	28	30	32	34
Hips	32	34	36	38	40	42
Regular						
Inside Leg	29	29	29	29	29	29
Lenght						

Surf Boardshorts

Inches

	XS/28	S/30	M/32	L/34	XL/38	XXL/40
Waist	31	33	35	37	41	43
Hips	39	41	43	45	49	51
Regular						
Inside Leg	11	11	11	11	11	11
Lenght						



# Snow Pants

	Inches						
	XS	S	M	L	XL	XXL	XXXL
Waist	30	33	36	39	42	46	49
Hips	39	42	45	48	51	55	58
Regular							
Inside Leg	32	32	32	32	32	32	32
Lenght							

# Women – Tops



## HOW TO MEASURE

### 1. CHEST

Measure across the fullest part of the chest, keeping the measuring tape level.

### 2. WAIST

Measure around the smallest part of the waist, keeping the tape level.

### 3. HIP

With your legs together, measure around the fullest part of the hip, keeping the tape level.

# Snow Tops

	Inches					
	XS	S	M	L	XL	XXL
Bust	40	42	44	47	50	53
Waist	37	39	41	44	47	50
Hips	43	45	47	50	53	56

# Base Layer Tops (Topwear, T Shirts, Base Layer T-Shirts, Polo Shirts, Hoodies & Sweaters, Tank Tops, Rash guards, Woven Shirts)

	Inches					
	XS	S	M	L	XL	XXL
Bust	33	34	35	37	38	40
Waist	38	29	30	31	33	34
Hips	34	35	36	38	39	41

	Inches					
	XS	S	M	L	XL	XXL
Bust	14	15	16	17	18	22
Waist	13	14	14	16	17	20

# Women – Bottoms



## HOW TO MEASURE

### 1. WAIST

Measure around the smallest part of the waist, keeping the tape level.

### 2. HIP

With your legs together, measure around the fullest part of the hip, keeping the tape level.

### 3. INSIDE LEG LENGTH

Measure from the top of the inner leg along the inside seam to the bottom of the leg.

## Lifestyle Pants

Inches

	XS	S	M	L	XL	XXL
Waist	26	27	28	29	31	32
Hips	31	32	33	34	36	37
Regular Inside Leg Lenght	29	29	29	29	29	29

# Snow Pants

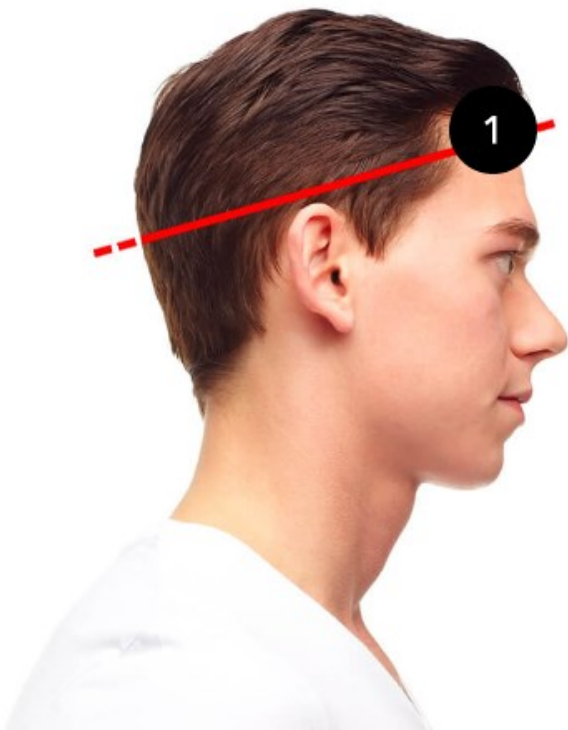
Inches

	<b>XS</b>	<b>S</b>	<b>M</b>	<b>L</b>	<b>XL</b>	<b>XXL</b>
Waist	32	33	34	35	37	38
Hips	40	41	41	41	42	42
Regular						
Inside Leg	33	33	33	33	33	33
Lenght						

# Footwear

US	4	4.5	5	5.5	6	6.5	7	7.5	8	8.5	9	9.5	10	10.5	11	11.5	12	12.5	13	14
BR	35	35.5	36	36.5	37	37.5	38	38.5	39	39.5	40	40.5	41	41.5	42	42.5	43	43.5	44	45
EU	36	36.5	37.5	38	38.5	39	40	40.5	41	42	42.5	43	44	44.5	45	45.5	46	46.5	47	48
UK	3	3.5	4	4.5	5	5.5	6	6.5	7	7.5	8	8.5	9	9.5	10	10.5	11	11.5	12	13
CM	22	22.5	23	23.5	24	24.5	25	25.5	26	26.5	27	27.5	28	28.5	29	29.5	30	30.5	31	32

# Helmet s & Hats



## HOW TO MEASURE

### 1. Helmets & Hats

Use a flexible tape measure and wrap it around your head just at the top of the brow and around the temples.

# Cycling Helmets

Inches

	ARO3	ARO3	ARO3	ARO5	ARO5	ARO5	ARO7	ARO7
Size	S	M	L	S	M	L	M	L
Head	6 1/2 - 7	6 3/4 - 7	7 1/8 - 7	6 1/2 - 7	6 3/4 - 7	7 1/8 - 7	6 3/4 - 7	7 1/8 - 7
Circumference	1/8	3/8	5/8	1/8	3/8	5/8	3/8	5/8
Helmet weight CE (g)	251	269	271	264	288	305	/	/
Helmet weight CPSC (g)	275	295	313	279	300	323	410	435
Helmet weight AS/NZS (g)	275	295	313	279	300	323	410	481

# Snow Helmets

Inches

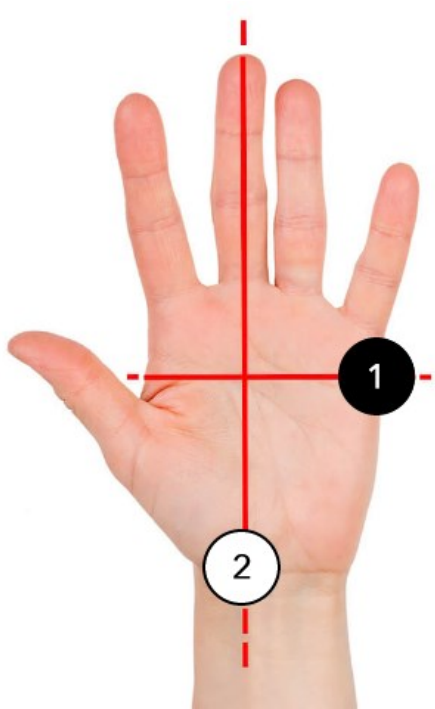
	S	M	L
Head Circumference	6 1/4 - 6 3/4	6 7/8 - 7 3/8	7 1/2 - 7 7/8

# Hats

Inches

Size	21.65-22.8	22.44-23.6	22.44
------	------------	------------	-------

# Gloves



HOW TO MEASURE

1. Gloves

Measure the circumference of your hand by wrapping a measuring tape tight around your knuckles.

2. Gloves

Then, measure the length of your hand from the base of your palm to the tip of your middle finger.

Inches

	XS	S	M	L	XL	XXL
Tech pack Length	7.48	7.72	7.87	8.10	8.30	8.60
Tech pack Width	3.78	3.93	4.17	4.30	4.50	4.70

# Belts

Inches

One size	44.48
----------	-------

## Sources:

<https://www.oakley.com/en-ca/size-chart>